



<https://www.youtube.com/embed/pUQbSCf9N8g?si=-SeUtUsNUe1XbbIG>








Diagram illustrating a file layout on a disk. The disk is represented by a vertical blue bar on the left. A horizontal line at the top is labeled "100MB". Below this line, a series of 100 small squares represent the file blocks. The first 10 squares are labeled "00:09". The next 30 squares are labeled "03:41". The next 20 squares are labeled "04:26". The last 40 squares are labeled "05:46".



STEP 1: $\boxed{} \rightarrow \boxed{}$

STEP 2: 



1. 
2. ->  ()
 ("  "  -> )

Revision #3

Created 24 October 2023 11:19:04 by warm

Updated 30 May 2024 08:39:47 by warm